

Baltic Stock Exchanges in Figures
2005



EFFICIENT SECURITIES TRANSACTIONS

Baltic market

A successful launch of the common Nordic Baltic trading platform SAXESS for trading on the cash markets on the Vilnius Stock Exchange (VSE) on May 30, 2005 marked another milestone in creation of an integrated Nordic and Baltic securities market. With VSE joining the same trading platform, a concept of a joint Baltic market has been realized to its full potential. The launch of automatch submarket for debt securities in Riga and Tallinn as of August 1, 2005 (already operational at the VSE at that time) was a further step in harmonization of the cash markets. The new model allows matching orders automatically according to yield to maturity.

As a part of the integration of the Nordic and Baltic securities markets, the Baltic stock exchanges together with other OMX's exchanges started to use the same

Global Industry Classification Standard (GICS) for classifying listed securities. From July 1, 2005 only Main list companies of the Tallinn, Riga and Vilnius stock exchanges were classified, whereas as of January 1, 2006, the Baltic exchanges introduce GICS for classifying I-list securities as well.

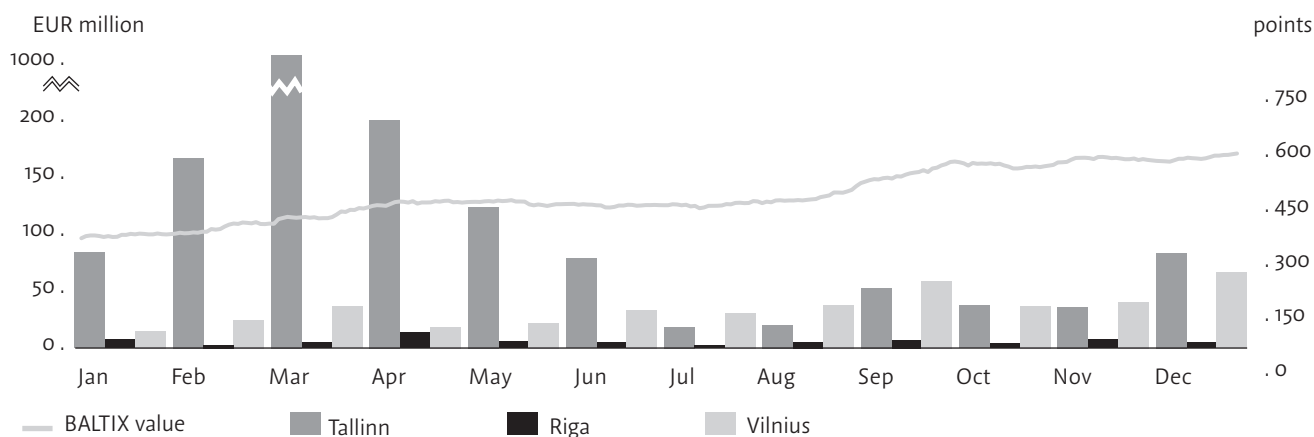
As a strive to create an integrated and efficient Nordic Baltic marketplace, OMX harmonized the index name structure for OMX exchanges in Stockholm, Helsinki, Copenhagen, Tallinn, Riga and Vilnius from October 3, 2005. Thus, the Baltic all-share indexes TALSE, RIGSE and VILSE changed names to OMX Tallinn, OMX Riga, and OMX Vilnius, accordingly (the name of the Baltic Main list index BALTIX was not changed).

Tallinn and Riga stock exchanges adopted the Corporate Governance Codes (Codes)

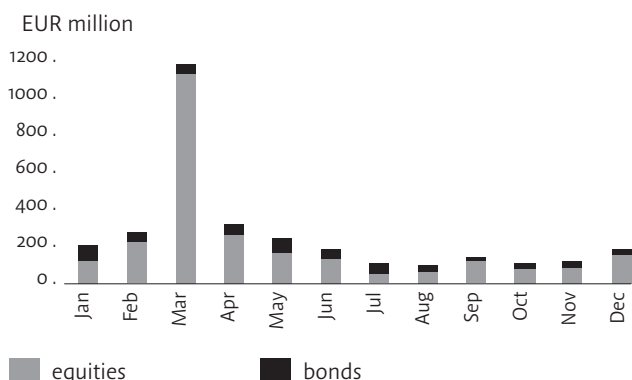
as of January 1, 2006, which means that the listed companies should now review their reporting system and adjust it to the Codes. The Codes were developed by a roundtable of experts and were harmonized between all Baltic stock exchanges. The enforcement of the Codes will start at the same time on all three exchanges from January 1, 2007.

The first intent of the Baltic stock exchanges for the year 2006 is to launch the Baltic Fund Centre — a centralized web site that will provide information about the investment fund opportunities available in the Baltic countries. In order to increase the liquidity and thus attractiveness of the Baltic market, liquidity program is planned to be introduced at the VSE, already operational in Tallinn and Riga.

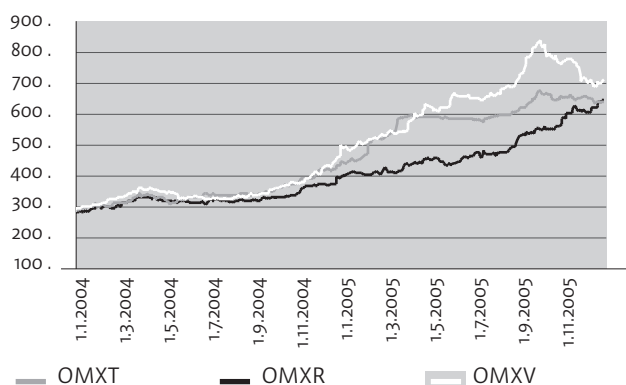
BALTIX index and Baltic list turnover



Baltic market turnover



OMXT, OMXR and OMXV indices, 1.1.2004-31.12.2005 (adjusted)



Tallinn

2005 marked another year of rapid growth on the Estonian securities market. Three new companies were listed in the Main List, including capital city's Tallinn Water Company; telecom services provider Starman; and ferry traffic operator Tallink Group. The former blue-chip Hansabank was delisted in July after a successful take-over bid by its Swedish parent FöreningSparbanken. The total

number of listed companies in 2005 stood at 15.

Four new members (Finasta, Nordnet, Parex banka, SEB Vilniaus Bankas) joined TSE in 2005, while one membership was withdrawn (Trigon Securities). The total number of members at the end of the year was 18, eleven of whom trade remotely.

5 new corporate bond issues were listed and one delisted, bringing the total

number of listed bond issues to 9.

The number of transactions with stock exchange listed securities doubled to 41 thousand from 2004. The exchange turnover was up almost three-fold from the previous year at EUR 1.9 billion. The OMX Tallinn index (OMXT) ended the year at 664.08 points, up 48% year-on-year.

Riga

The trading in the Riga marketplace in 2005 was much more busy compared to 2004. The trading volume for the Baltic list equities has increased by 158%, amounting to EUR 72.23 million, and the number of trades by 85.75% (30 054, or, 119 trades per day). The price climb in 2005 was even steeper than a year before — OMXR index appreciated by 63.54% (43.45% in 2004). Equity market capitalization at the end of the year reached EUR 1.75 billion. Latvijas Gāze and Ventspils nafta were the largest companies in the Riga market (market

cap EUR 546 million and EUR 401 million respectively), whereas Grindeks with EUR 17.68 million and Latvijas kūgniecība with EUR 15.74 million were the turnover leaders. Olainfarm had the largest price growth out of RSE Baltic list companies (+160.6%).

3 new members joined the RSE in 2005: Nordnet Securities Bank (Sweden), Finasta (Lithuania), SEB Vilniaus Bankas (Lithuania); now there are 17 trading members.

The RSE was selected a financial agent for primary placement of government

debt papers, and is acting on behalf of State Treasury. Starting with July 2005, the primary placement auctions of Latvian Government debt securities are fully electronic and run on SAXESS trading platform at the RSE. It has brought more transparency to the process, as well as credibility, and is expected to encourage more investors to invest in the Latvian Government debt securities. Before that, the competitive auctions were organized by the Bank of Latvia, and fixed rate auctions — by Latvian Central Depository.

Vilnius

Trading in the share market of the VSE remained active in 2005 and was characterized by a general increase in share prices, which boosted stock exchange turnover.

The share trading volumes during the year increased by 85.49% and reached EUR 591.55 million, making up 50.80% of the total VSE turnover. The share trading reached its high in the first quarter of the year — EUR 196.08 million (33.15% of the annual share turnover). During 2005, the share prices of 27 companies rose and 16 went down. Some companies exhibited a striking share price appreciation. The

price of the shares of Panevėžio statybos trestas AB increased by 728.40%, Bankas Snoras AB — by 404.62%, and Lifosa AB — by 399.56%.

The listed shares index OMX Vilnius rose by 52.93%. The VSE capitalization of shares grew by 45.90% amounting to EUR 6937.17 million.

The total turnover of debt securities on the VSE in 2005 made up EUR 572.98 million. It was by 10.58% lower than in 2004 and accounted for 49.20% of the total securities turnover on the VSE. In 2005, corporate registered bonds were listed on the VSE Bond List for the first

time ever. During the year nine issues of registered bonds of 7 companies were listed. However the largest portion, i.e. 92.23% of debt securities turnover fell to Government debt securities.

During 2005, two more companies were included in the Main list of the VSE: Apranga APB and Sanitas AB, which were delisted from the I-list. The total number of listed companies didn't change during 2005.

After the launch of the new trading system, the list of the VSE members was extended by 8 cross members of other OMX's exchanges.

Share Trading Total

Main and I-list companies of the Tallinn, Riga and Vilnius stock exchanges

Baltic Exchanges	2005	2004	% change
Value, EUR million			
Total	2600.99	1008.44	157.92%
Tallinn Stock Exchange	1937.21	661.58	192.82%
Riga Stock Exchange	72.23	27.95	158.43%
Vilnius Stock Exchange	591.55	318.91	85.49%
Value per business day, EUR million			
Total	10.25	3.95	159.76%
Tallinn Stock Exchange	7.60	2.58	193.97%
Riga Stock Exchange	0.29	0.11	158.43%
Vilnius Stock Exchange	2.37	1.25	89.20%
Number of trades			
Total	218759	127771	71.21%
Tallinn Stock Exchange	41081	19653	109.03%
Riga Stock Exchange	30054	16180	85.75%
Vilnius Stock Exchange	147624	91938	60.57%
Number of trades per business day			
Total	870.39	504.99	72.36%
Tallinn Stock Exchange	161.10	76.77	109.85%
Riga Stock Exchange	118.79	67.68	75.53%
Vilnius Stock Exchange	590.50	360.54	63.78%
Market capitalization, EUR million			
Total	11645.49	10387.22	12.11%
Tallinn Stock Exchange	2962.77	4563.58	-35.08%
Riga Stock Exchange	1745.55	1068.81	63.32%
Vilnius Stock Exchange	6937.17	4754.83	45.90%
Turnover velocity, %*			
Total	22.16	12.34	79.50%
Tallinn Stock Exchange	50.71	16.90	200.13%
Riga Stock Exchange	5.44	3.14	73.25%
Vilnius Stock Exchange	9.23	8.86	4.16%
Number of listed shares			
Total	70	68	2.94%
Tallinn Stock Exchange	15	13	15.38%
Riga Stock Exchange	12	12	0.00%
Vilnius Stock Exchange	43	43	0.00%
Index development			
BALTIX	604.54	420.15	43.89%
OMXT	664.08	445.92	48.92%
OMXR	676.35	413.58	63.54%
OMXV	448.76	293.44	52.93%
Number of trading days			
Tallinn Stock Exchange	255	256	
Riga Stock Exchange	253	253	
Vilnius Stock Exchange	250	255	

*The turnover velocity is estimated as total turnover during the period divided by the number of business days during the period multiplied by 250 and divided by the average market value during the period.

Exchange rate 1EUR=0.702804LVL; 1EUR=3.4528LTL;
Tallinn SE trading currency is EUR

Share Trading

Baltic Main list

Main list companies of the Tallinn, Riga and Vilnius stock exchanges.

Baltic I-list

I-list companies of the Tallinn, Riga and Vilnius stock exchanges

Baltic Exchanges	2005	2004	% change	2005	2004	% change
Value, EUR million						
Total	2197.93	823.02	167.06%	403.06	185.43	117.36%
Tallinn Stock Exchange	1907.03	651.20	192.85%	30.18	10.37	190.95%
Riga Stock Exchange	31.25	15.44	102.40%	40.98	12.52	227.32%
Vilnius Stock Exchange	259.65	156.38	66.04%	331.90	162.54	104.20%
Value per business day, EUR million						
Total	8.64	3.21	168.82%	1.61	0.73	121.05%
Tallinn Stock Exchange	7.48	2.54	194.43%	0.12	0.04	192.09%
Riga Stock Exchange	0.12	0.06	102.40%	0.16	0.05	227.32%
Vilnius Stock Exchange	1.04	0.61	69.37%	1.33	0.64	108.28%
Number of trades						
Total	73560	54790	34.26%	145199	72981	98.95%
Tallinn Stock Exchange	34247	17204	99.06%	6834	2449	179.05%
Riga Stock Exchange	10346	5720	80.87%	19708	10460	88.41%
Vilnius Stock Exchange	28967	31866	-9.10%	118657	60072	97.52%
Number of trades per business day						
Total	291.06	214.77	35.52%	579.33	286.49	102.22%
Tallinn Stock Exchange	134.30	67.20	99.85%	26.80	9.57	180.15%
Riga Stock Exchange	40.89	22.61	80.87%	77.90	41.34	88.41%
Vilnius Stock Exchange	115.87	124.96	-7.28%	474.63	235.58	101.48%
Market capitalization, EUR million						
Total	5303.64	6269.24	-15.40%	6341.85	4119.26	53.96%
Tallinn Stock Exchange	2732.15	4413.83	-38.10%	230.62	151.32	52.41%
Riga Stock Exchange	1367.79	835.42	63.72%	377.76	233.09	62.07%
Vilnius Stock Exchange	1203.70	1019.98	18.01%	5733.47	3734.85	53.51%
Number of listed shares						
Total	23	19	21.05%	47	49	-4.08%
Tallinn Stock Exchange	9	7	28.57%	6	6	0.00%
Riga Stock Exchange	4	4	0.00%	8	8	0.00%
Vilnius Stock Exchange	10	8	25.00%	33	35	-5.71%

Baltic Main list issuers

Issuer	Exchange	Trading code	Sub-industry (GICS)	Capitalization:	
				EUR m 31.12.2005	% in Baltic List capitalization
Apranga*	VSE	APG1L	Apparel retail	102.21	1.93%
Baltika	TSE	BLT1T	Apparel, Accessories & Luxury Goods	75.70	1.43%
Eesti Telekom	TSE	ETLAT	Integrated Telecommunication Services	1048.45	19.77%
Ekranas*	VSE	EKR1L	Electronic Equipment Manufacturers	25.59	0.48%
Harju Elekter	TSE	HAE1T	Electrical Components & Equipment	68.88	1.30%
Latvijas Gāze	RSE	GZE1R	Oil & Gas & Storage and Transportation	545.58	10.29%
Latvijas kuģniecība	RSE	LSC1R	Oil & Gas & Storage and Transportation	369.95	6.98%
Lietuvos Telekomas	VSE	LTK1L	Integrated Telecommunication Services	639.60	12.06%
Merko Ehitus	TSE	MKO1T	Construction & Engineering	305.33	5.76%
Norma	TSE	NRM1T	Auto Parts & Equipment	86.59	1.63%
Pieno žvaigždės	VSE	PZV1L	Packaged Food & Meats	70.33	1.33%
Rokiškio sūris	VSE	RSU1L	Packaged Food & Meats	103.10	1.94%
SAF Tehnika	RSE	SAF1R	Communications Equipment	50.88	0.96%
Sanitas**	VSE	SAN1L	Pharmaceuticals	44.60	0.84%
Snaigė	VSE	SNG1L	Household Appliances	114.92	2.17%
Starman	TSE	SMN1T	Broadcasting & Cable TV	49.86	0.94%
Tallink Grupp	TSE	TAL1T	Marine	675.68	12.74%
Tallinna Kaubamaja	TSE	TKM1T	Department Stores	152.06	2.87%
Tallinna Vesi	TSE	TVEAT	Water Utilities	269.60	5.08%
Utenos trikotažas	VSE	UTR1L	Apparel, Accessories & Luxury Goods	51.47	0.97%
Ventspils nafta	RSE	VNF1R	Oil & Gas & Storage and Transportation	401.38	7.57%
Vilniaus baldai	VSE	VBL1L	Home Furnishings	40.52	0.76%
Vilniaus Vingis	VSE	VNG1L	Electronic Equipment Manufacturers	11.36	0.21%

Issuer	No of trades	Turnover:		Trading currency	Price 31.12.05	Price 31.12.04	Price change % , y-o-y
		Value, EUR million	% in Baltic List turnover				
Apranga*	4771	13.20	0.60%	LTL	10.00	4.35	129.89%
Baltika	4301	31.08	1.41%	EUR	13.00	1.86	598.92%
Eesti Telekom	4605	185.83	8.45%	EUR	7.60	7.20	5.56%
Ekranas*	1863	1.06	0.05%	LTL	1.43	4.87	-70.64%
Hansapank	5928	1401.17	63.75%	EUR	delisted on 30.06.2005		
Harju Elekter	2793	19.12	0.87%	EUR	4.10	2.33	75.97%
Latvijas Gāze	864	0.69	0.03%	LVL	9.61	6.50	47.85%
Latvijas kuģniecība	6946	15.74	0.72%	LVL	1.30	0.47	176.60%
Lietuvos Telekomas	10962	58.41	2.66%	LTL	2.71	2.15	26.05%
Merko Ehitus	4019	67.26	3.06%	EUR	17.25	19.44	-11.27%
Norma	1451	34.17	1.55%	EUR	6.56	6.55	0.15%
Pieno žvaigždės	3695	34.84	1.59%	LTL	4.48	5.70	-21.40%
Rokiškio sūris	2705	80.91	3.68%	LTL	75.00	76.00	-1.32%
SAF Tehnika	514	11.66	0.53%	LVL	11.80	15.45	-23.62%
Sanitas**	2036	10.20	0.46%	LTL	14.00	10.62	31.83%
Snaigē	3108	62.24	2.83%	LTL	17.20	17.70	-2.82%
Starman	2001	11.48	0.52%	EUR	3.82	listed on 28.06.2005	
Tallink Grupp	3954	57.11	2.60%	EUR	4.95	listed on 09.12.2005	
Tallinna Kaubamaja	1092	3.30	0.15%	EUR	22.40	7.47	199.87%
Tallinna Vesi	4103	96.50	4.39%	EUR	13.48	listed on 01.06.2005	
Utenos trikotāžas	1051	5.12	0.23%	LTL	8.96	8.87	1.01%
Ventspils nafta	2022	3.15	0.14%	LVL	2.70	1.80	50.00%
Vilniaus baldai	1253	2.40	0.11%	LTL	36.00	37.00	-2.70%
Vilniaus Vingis	2402	7.97	0.36%	LTL	4.30	7.80	-44.87%

* bonus issue
** split

Bond trading

Baltic Bond List

Baltic Exchanges	2005	2004	% change
Value, EUR million			
Total	583.34	663.01	-12.02%
Tallinn Stock Exchange	3.05	5.91	-48.36%
Riga Stock Exchange	7.31	16.35	-55.29%
Vilnius Stock Exchange	572.98	640.76	-10.58%
Value per business day, EUR million			
Total	2.33	2.63	-11.46%
Tallinn Stock Exchange	0.01	0.06	-79.09%
Riga Stock Exchange	0.03	0.06	-55.29%
Vilnius Stock Exchange	2.29	2.51	-8.79%
Number of trades			
Total	1493	1859	-19.69%
Tallinn Stock Exchange	13	55	-76.36%
Riga Stock Exchange	65	163	-60.12%
Vilnius Stock Exchange	1415	1641	-13.77%
Number of trades per business day			
Total	5.97	7.29	-18.19%
Tallinn Stock Exchange	0.05	0.21	-76.27%
Riga Stock Exchange	0.26	0.64	-60.12%
Vilnius Stock Exchange	5.66	6.44	-12.05%
Nominal value, EUR million			
Total	1844.60	1596.17	15.56%
Tallinn Stock Exchange	35.63	28.92	23.22%
Riga Stock Exchange	656.22	659.99	-0.57%
Vilnius Stock Exchange	1152.75	907.27	27.06%
Number of listed bonds			
Total	80	67	19.40%
Tallinn Stock Exchange	9	5	80.00%
Riga Stock Exchange	34	29	17.24%
Vilnius Stock Exchange	37	33	12.12%

Baltic List top 10 (Main list and I-list)

By capitalization, EUR m

Issuer		Exchange
Mažeikių nafta	1940.34	VSE
Eesti Telekom	1048.45	TSE
Tallink Grupp	675.68	TSE
Lietuvos Telekomas	639.60	VSE
Latvijas Gāze	545.58	RSE
Lietuvos Dujos	535.26	VSE
Lietuvos Energija	467.29	VSE
VST	429.65	VSE
Ventspils nafta	401.38	RSE
Rytų Skirstomieji Tinklai	400.73	VSE

By price increase

Issuer	Price change, % y-o-y	Exchange
Panevėžio statybos trestas	728.40%	VSE
Baltika	598.92%	TSE
Bankas Snoras	404.62%	VSE
Lifosa	399.56%	VSE
Klasco	295.52%	VSE
Pramprojektas	218.18%	VSE
Tallinna Kaubamāja	199.87%	TSE
Ūkio Bankas	192.58%	VSE
Latvijas kuģniecība	176.67%	RSE
Olainfarm	160.60%	RSE

By turnover, EUR m

Issuer		Exchange
Hansapank	1401.17	TSE
Eesti Telekom	185.83	TSE
Tallinna Vesi	96.50	TSE
Rokiškio sūris	80.91	VSE
Lifosa	70.93	VSE
Merko Ehitus	67.27	TSE
Snaigė	62.24	VSE
Mažeikių nafta	59.47	VSE
Lietuvos Telekomas	58.41	VSE
Tallink Grupp	57.11	TSE

By price decrease

Issuer	Price change, % y-o-y	Exchange
Vilniaus Vingis	-44.87%	VSE
Žemaitijos pienas	-27.78%	VSE
Linās	-27.01%	VSE
SAF Tehnika	-23.62%	RSE
Mažeikių nafta	-22.48%	VSE
Pieno žvaigždės	-21.40%	VSE
Klaipėdos baldai	-20.00%	VSE
Lietuvos elektrinė	-16.25%	VSE
Lisco Baltic Service	-12.50%	VSE
Klaipėdos nafta	-10.08%	VSE

Top 5 trading members by market

(consolidated by member group)

Tallinn

	% in total turnover*
Suprema group	51.04%
Hansabank group	42.10%
SEB group	3.04%
Carnegie Investment Bank	1.31%
Nordea bank group	0.69%

Riga

	% in total turnover*
Suprema group	33.71%
Hansabank group	22.62%
SEB group	20.06%
Latvijas Krājbanka	8.37%
Parex bank group	5.43%

Vilnius

	% in total turnover*
SEB group	21.72%
Snoras	15.64%
Hansabank group	12.52%
Suprema group	11.49%
NORD/LB Lietuva	10.23%

* equities and bonds, net of reported trades

List of members

Member	Membership	Contact
Baltic Trust Bank	Riga	13. janvāra iela 3, Riga LV-1050, Latvia +371 702 4763, btb@btb.lv
Baltijos Vertybiniai Popieriai	Vilnius	Gedimino pr. 60, LT-01110, Vilnius, Lithuania +370 5 231 3833, info@bvp.lt
Bankas Snoras	Vilnius	A.Vivulskio g.7, LT-03221, Vilnius, Lithuania +370 5 265 2867, v.streckij@snoras.com
Carnegie Investment Bank AB, Finland Branch	Tallinn	Eteläesplanadi 12, FI-00130, Helsinki, Finland +358 961 8711, info@carnegie.fi
Credit Suisse First Boston (Europe)	Tallinn	One Cabot Square, London E14 4QJ, UK +44 207 888 8888
Cresco Väärtpaberid	Tallinn	Tartu mnt. 2, EE-10145, Tallinn Estonia +372 640 5880, cresco@cresco.ee
E*Trade Sverige AB	Tallinn	Stureg. 8, Box 5031, SE-10241, Stockholm Sweden +468 5 061 0010, kundservice@etrade.com
Finasta	Riga, Tallinn, Vilnius	Konstitucijos pr. 23, LT- 08105, Vilnius, Lithuania +370 5 278 6833, info@finasta.lt
Finbaltus	Vilnius	Konstitucijos pr. 23-660, LT- 08105 Vilnius, Lithuania +370 5 272 5861, finbaltus@vilnius.omnitel.net
Fischer Partners Fondkommission AB	Riga, Tallinn, Vilnius	P.O. Box 16027, SE-103 21 Stockholm, Sweden +46 8 463 85 00, fischer@fip.se
Hansapank	Tallinn, Vilnius	Liivalaia 8, EE-15040, Tallinn Estonia +372 613 1670, hansa@hansa.ee
Hansabanka	Riga	Balasta dambis 1a, LV-1048, Riga Latvia +371 744 4444, info@hansabanka.lv
Hansabankas	Vilnius	Savanorių pr. 19, LT-03502, Vilnius, Lithuania +370 5 268 4514, linas.grinevicius@hansa.lt
Hipotēku banka	Riga	Doma laukums 4, LV-1977, Riga Latvia +371 777 4053, janisb@hipo.lv
Jūsų Tarpininkas	Vilnius	A.Mickevičiaus g. 29-3, LT-44245 Kaunas, Lithuania +370 3 732 2995, bo@jt.lt
Kaupthing Bank Oyj	Tallinn	Pohjoisesplanadi 21A, FIN-00120 Helsinki, Finland +358 9 478 4000
Latvijas Krājbanka	Riga	Palasta iela 1, LV-1954, Riga Latvia +371 709 2990, info@lkb.lv
Löhmus, Haavel & Viisemann	Riga, Tallinn, Vilnius	Tartu mnt. 2, EE-10145, Tallinn Estonia +372 627 0042, klienditugi@lhv.ee
Medicinos Bankas	Vilnius	Pamėnkalnio g. 40, LT-01114, Vilnius, Lithuania +370 5 264 4845, fms@medbank.lt
Multibanka	Riga	Elizabetes iela 57, LV-1011, Riga Latvia +371 728 3204, info@multibanka.com

Member	Membership	Contact
Naugvilda	Vilnius	Ozo g. 25, LT-07150, Vilnius, Lithuania +370 5 204 2215, violeta.tvarijoniene@naugvilda.lt
NORD/LB Latvija	Riga	Smilšu iela 6, LV-1050, Riga Latvia +371 707 7157, info@nordlb.lv
Bankas NORD/LB Lietuva	Vilnius	J.Basavičiaus g. 26, LT-03108 Vilnius, Lithuania +370 5 239 3776
Nordea Bank Finland Plc	Tallinn, Riga	Aleksis Kiven katu 9, FIN-00020, Helsinki, Finland +358 91 651
Nordnet	Riga, Tallinn	Gustavslundsvägen 139, Box 14077, Sweden +468 5 063 3000
Parex banka	Riga, Tallinn	Smilšu iela 3, LV-1522, Riga Latvia +371 701 0176, securities@parex.lv
Parex Bankas	Vilnius	K.Kalinausko g. 13, LT-03107, Vilnius, Lithuania +370 5 266 4622, broker@parex.lt
RB Securities	Riga	Brivibas iela 54, LV-1011, Riga Latvia +371 702 5584, securities@rietumu.lv
Sampo Pank	Tallinn	Narva mnt. 11, EE-10502, Tallinn, Estonia +372 630 2100, bank@sampopank.ee
Sampo Bankas	Vilnius	Geležinio Vilko 18A, LT-08500 Vilnius, Lithuania +370 5 210 9452, alius.jakubelis@sampo.lt
SBM Pank	Tallinn	Pärnu mnt 12, EE-10148, Tallinn Estonia +372 680 2500, info@smbbank.ee
SEB Eesti Ühispank	Riga, Tallinn Vilnius	Tornimäe 2, EE-15010, Tallinn Estonia +372 665 5100 postkast@seb.ee
SEB Latvijas Unibanka	Riga, Tallinn, Vilnius	"Unicentrs", Ķekavas pag., LV-1076, Rīgas raj. Latvia +371 800 8009, sekretars@seb.lv
SEB Vilniaus Bankas AB	Riga, Tallinn, Vilnius	Gedimino pr. 12, LT-01103, Vilnius, Lithuania +370 2 68 2800, info@seb.lt
SG Finansai	Vilnius	Ozo g. 25, LT-07150, Vilnius, Lithuania +370 5 272 1441 fbc@sg.lt
Suprema	Vilnius	J.Jasinskio 16B, LT-01112, Vilnius, Lithuania +370 5 254 6720, suprema@suprema.lt
Suprema Securities	Riga, Tallinn, Vilnius	Tartu mnt. 2, EE-10145, Tallinn, Estonia +372 640 5700, mail@suprema.ee
Šiaulių Bankas	Vilnius	Tilžės g. 149, LT-76348, Šiauliai, Lithuania +370 4 159 5653, fms@sb.lt
Ūkio Bankas	Vilnius	Maironio g.25, LT-44250, Kaunas, Lithuania +370 37 301432, r.kalasinikaite@ub.lt



Tallinn Stock Exchange
Tel: +372 640 8800
www.omxgroup.com/tallinn

Riga Stock Exchange
Tel: +371 7212431
www.omxgroup.com/riga

Vilnius Stock Exchange
Tel: +370 52723871
www.omxgroup.com/vilnius